



2D Shapes

As with all of the activities language and communication are key.
Discuss the shapes of the vocab page and ask:

What shape is this?

what colour is it?

How are they different?

How are they the same?

Can you see anything that is the same shape?

Do we have anything this shape in our home?


Cut out and keep the shapes on the following pages. They can be used as follows:

- Mix the shapes and play a sorting game. You can sort either by shape or color.
- Order each shape by size - use vocabulary like big, medium, small, smaller than, bigger than, the smallest, the biggest.
- Use the shapes to create AB, AAB or ABC patterns. eg: AB triangle square, triangle square, triangle square - AAB square square triangle, square square triangle - ABC triangle square circle, triangle square circle.
- Count them using the counting mats on the above activity.
- Use them to make shape art.
Monsters and Aliens are always fun.


REMEMBER - with all of the activities reinforce language and make sure your child is naming each shape correctly.



2D Shapes



triangle




rectangle




square




star




circle




diamond



hexagon



pentagon



octagon



heart



